



# M SERIES

## SIGMA AIR CONDITIONING



M7A SPLIT



M7A Package



M20A/M25A Package



MHF1K1 Heater



MPV5MX1 + MKRP3 (Rooftop)



MPV5MX1 + MKWP1 (Wall Mount)



MPF6 (Wall Mount)



FVV100M1

# M SERIES

## SIGMA AIR CONDITIONING



## Heavy & Severe-Duty Range

### Benefits

- ✓ World class after sales technical and service support
- ✓ Welded stainless steel construction designed for high vibration and corrosive environments
- ✓ High quality componentry suitable for severe environments
- ✓ Standard three stage filtration cabin pressurization
- ✓ Design to meet all Mining design standards
- ✓ Hinged access and louvered covers retained by catches
- ✓ High ambient operation (up to 65C)
- ✓ Open based design for ease of cleaning
- ✓ Stainless steel washable return air filters
- ✓ Heavy duty wide finned heat exchangers
- ✓ Thermal overload circuit breakers on all motors
- ✓ Common components throughout the range
- ✓ TX Valve control and system isolation valves

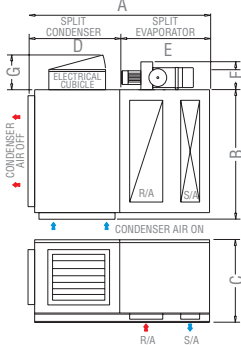
### Options

- ✓ All mining grade installation components
- ✓ Air purification and high efficiency filtration systems
- ✓ Self cleaning pre-cleaners
- ✓ Complete system design solutions
- ✓ Additional corrosion protection
- ✓ R124 Refrigerant for high ambient (some models)

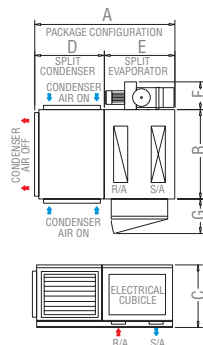
## Product Data & Specifications

Model No.	MPV5MX1 + MKRP3	MPV5MX1 + MKWP1	MPF6	FVV50M1	FVV80M1	FVV100M1	M7A	M20A	M25A	MHF1K1
Cooling Capacity - KW	5	5	6	-	-	-	7	20	25	-
Heating Capacity - KW	3	3	3	-	-	-	6	9	9	1
Supply Airflow - L/Sec	270	270	300	50	80	100	320	880	880	-
Pressurisation	Opt	Opt	Opt	50	80	100	100	100	100	-
Electrical Power	415V	415V	415V	415V	415V	415V	415V	415V	415V	415V
Current Draw	4	4	12	1.2	1.0	1 or 4	12	33	35	4
Ambient Summer	46	46	46	46	46	46	55	55	55	-
Ambient Winter	6	6	6	-	-	-	6	6	6	-
Refrigerant	R134a	R134a	R134a	-	-	-	R134a	R134a	R134a	-
Dimension A (mm)	1000	1000	780	685	724	755	1490	1920	1920	512
Dimension B (mm)	680	680	1750	210	300	300	950	1300	1300	196
Dimension C (mm)	495	480	480	350	587	587	665	915	915	386
Dimension D (mm)	-	-	-	262	367	367	740	970	970	-
Dimension E (mm)	-	-	-	97	128	128	750	950	950	-
Dimension F (mm)	-	-	-	-	-	-	300	300	300	-
Dimension G (mm)	-	-	-	-	-	-	830	830	830	-
Weight (nominal Kgs)	150	150	295	17	22	25	425	720	730	16

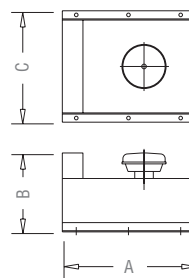
### M20A/M25A PACKAGE CONFIGURATION



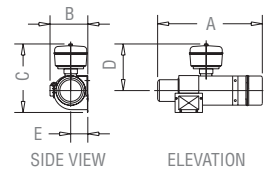
### M7A



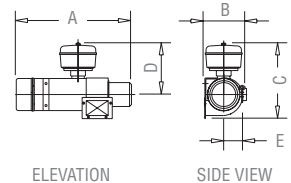
### MHF1K1 HEATER



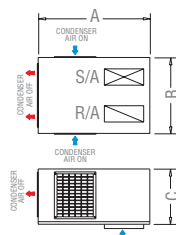
### FVV80 / FVV100M1 PRESSURISERS



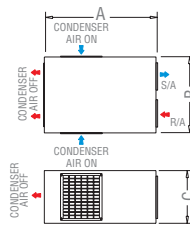
### FVV50M1 PRESSURISER



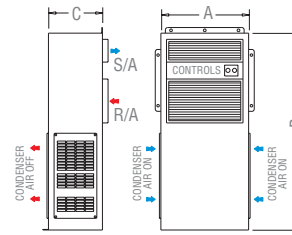
### MPV5MX1 + MKRP3 ROOFTOP PACKAGE UNIT



### MPV5MX1 + MKWP1 WALL MOUNT PACKAGE UNIT



### MPF6 WALL MOUNT PACKAGE SYSTEM



#### HEAD OFFICE - NSW

11 McIlwraith Street, Wetherill Park  
 Phone: + 61 2 9827 0000  
 Fax: + 61 2 9756 2866  
 Freecall: 1800 830 718

#### NSW

27 Tarlington Place, Smithfield  
 Phone: + 61 2 9765 2800  
 Fax: + 61 2 9765 2899

#### QUEENSLAND

16 Machinery Street, Darra  
 Phone: + 61 7 3713 7411  
 Fax: + 61 7 3713 7422

#### VICTORIA

28 Trade Park Drive, Tullamarine  
 Phone: + 61 3 8336 8700  
 Fax: + 61 3 9330 4488